


Palm Grips • DIN 6335 light metal

EH 24630.



Product Description

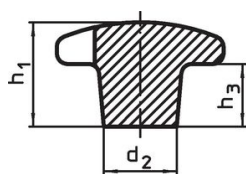
These palm grips are manufactured according to DIN 6335.

Material

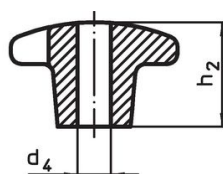
Handle

- Light metal Al, unpolished
- Light metal Al, polished

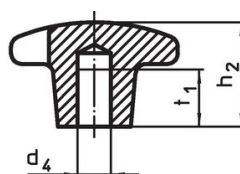
Drawing



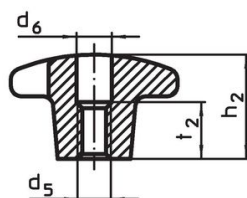
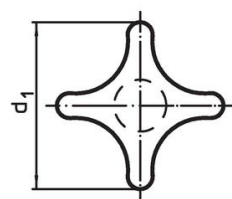
picture 1



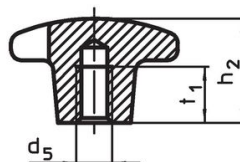
picture 2



picture 3



picture 4



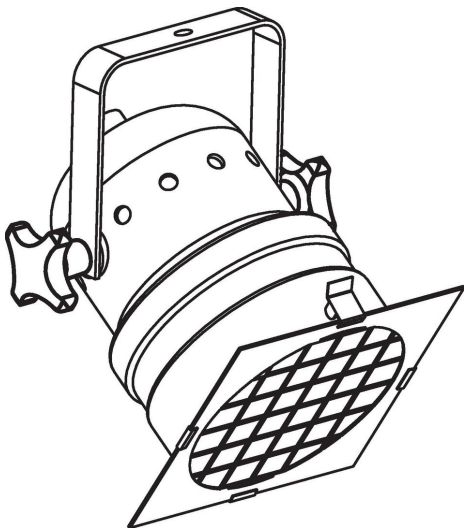
picture 5

Order information

d ₁	d ₂	d ₄ H7	d ₅	Dimensions						[g]	Art. No.	
				d ₆	h ₁	h ₂	h ₃	t ₁	t ₂			
[mm]												
raw part, form A – picture 1, unpolished												
40	14	–	–	–	26	–	14	–	–	–	27	24630.0040
50	18	–	–	–	34	–	20	–	–	–	51	24630.0050
63	20	–	–	–	42	–	25	–	–	–	95	24630.0063
80	25	–	–	–	52	–	30	–	–	–	161	24630.0080
with smooth blind hole, form C – picture 3, unpolished												
40	14	8	–	–	–	25	–	15	–	–	23	24630.0240
50	18	10	–	–	–	32	–	18	–	–	42	24630.0250
63	20	12	–	–	–	40	–	22	–	–	73	24630.0263
80	25	16	–	–	–	50	–	28	–	–	138	24630.0280
with thread, drilled out, form D – picture 4, unpolished												
40	14	–	M 8	8.4	–	25	–	–	–	13	23	24630.0340
50	18	–	M10	10.5	–	32	–	–	–	16	44	24630.0350
63	20	–	M12	13.0	–	40	–	–	–	20	70	24630.0363
80	25	–	M16	17.0	–	50	–	–	–	20	129	24630.0380
with threaded blind hole, form E – picture 5, unpolished												
40	14	–	M 8	–	–	25	–	15	–	–	24	24630.0440
50	18	–	M10	–	–	32	–	18	–	–	46	24630.0450
63	20	–	M12	–	–	40	–	22	–	–	74	24630.0463
80	25	–	M16	–	–	50	–	28	–	–	142	24630.0480

d ₁	d ₂	d ₄ H7	d ₅	Dimensions						[g]	Art. No.
				d ₆	h ₁	h ₂	h ₃	t ₁	t ₂		
[mm]											
with smooth blind hole, form C – picture 3, polished											
40	14	8	–	–	–	25	–	15	–	23	24630.0640
50	18	10	–	–	–	32	–	18	–	42	24630.0650
63	20	12	–	–	–	40	–	22	–	73	24630.0663
80	25	16	–	–	–	50	–	28	–	138	24630.0680
with thread, drilled out, form D – picture 4, polished											
40	14	–	M 8	8.4	–	25	–	–	13	23	24630.0740
50	18	–	M10	10.5	–	32	–	–	16	44	24630.0750
63	20	–	M12	13.0	–	40	–	–	20	70	24630.0763
80	25	–	M16	17.0	–	50	–	–	20	129	24630.0780
with threaded blind hole, form E – picture 5, polished											
40	14	–	M 8	–	–	25	–	15	–	24	24630.0840
50	18	–	M10	–	–	32	–	18	–	46	24630.0850
63	20	–	M12	–	–	40	–	22	–	74	24630.0863
80	25	–	M16	–	–	50	–	28	–	142	24630.0880

Application example



Compliance

For detailed compliance information please select the desired article number.