

Ball-Ended Thrust Screws • headless, round ball

EH 22720.



Product Description

Ball-ended thrust screws with thermoplastic ball are used for pressure sensitive pieces. Ball-ended thrust screws can also be used for positioning and clamping, tightening or supporting of non-parallel surfaces.

Material

Ball

- Ball-bearing steel, hardened
- Stainless steel, hardened
- Thermoplastic POM, white

Screw

- Heat-treated steel, 1200 ±100 N/mm²
- Stainless steel 1.4305

More information

Notes

Ball not secured against rotating.
Special types on request.

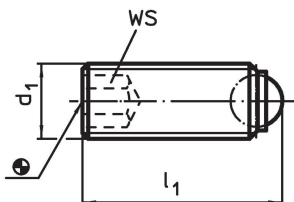
References

Thread lock on request, please refer to appendix - Technical Data -

Further products

- Ball-Ended Thrust Screws, headless, with fine-pitch thread
- Ball-Ended Thrust Screws, headless, round ball and hexalobular socket



Drawing





Order information

d ₁	Dimensions		WS [mm]	Load capacity for static load ¹⁾ max. [kN]	min. max. [°C]		 [g]	Art. No.
	l ₁ [mm]	Ball diameter						
round ball, Heat-treated steel								
M 3	5.0	1.5	1.5	2.5	–	250	0.1	22720.0032
M 3	7.5	1.5	1.5	2.5	–	250	0.2	22720.0033
M 3	10.0	1.5	1.5	2.5	–	250	0.3	22720.0034
M 4	6.0	2.5	2.0	3.5	–	250	0.3	22720.0042
M 4	8.0	2.5	2.0	3.5	–	250	0.4	22720.0043
M 4	10.0	2.5	2.0	3.5	–	250	0.5	22720.0044
M 4	12.0	2.5	2.0	3.5	–	250	0.7	22720.0045
M 4	16.0	2.5	2.0	3.5	–	250	1.0	22720.0046
M 5	8.0	3.0	2.5	4.5	–	250	0.7	22720.0052
M 5	10.0	3.0	2.5	4.5	–	250	0.9	22720.0053
M 5	12.0	3.0	2.5	4.5	–	250	1.1	22720.0054
M 5	16.0	3.0	2.5	4.5	–	250	1.6	22720.0055
M 5	20.0	3.0	2.5	4.5	–	250	2.0	22720.0056
M 5	25.0	3.0	2.5	4.5	–	250	2.6	22720.0058
M 6	10.8	4.0	3.0	9.0	–	250	1.3	22720.0062
M 6	12.8	4.0	3.0	9.0	–	250	1.7	22720.0063
M 6	16.8	4.0	3.0	9.0	–	250	2.3	22720.0064
M 6	20.8	4.0	3.0	9.0	–	250	3.0	22720.0065
M 6	25.8	4.0	3.0	9.0	–	250	3.8	22720.0066
M 8	11.2	5.5	4.0	15.0	–	250	2.5	22720.0081
M 8	13.2	5.5	4.0	15.0	–	250	2.8	22720.0082
M 8	17.2	5.5	4.0	15.0	–	250	4.0	22720.0083
M 8	21.2	5.5	4.0	15.0	–	250	5.2	22720.0084



¹⁾ Statements on load capacity are not valid for the stainless steel type (except the type fitted with thermoplastic balls).

d ₁	Dimensions		WS [mm]	Load capacity for static load ¹⁾ max. [kN]	 min. max. [°C]		 [g]	Art. No.
	l ₁ [mm]	Ball diameter						
M 8	26.2	5.5	4.0	15.0	–	250	6.7	22720.0085
M 8	31.2	5.5	4.0	15.0	–	250	8.3	22720.0086
M10	13.7	7.0	5.0	20.0	–	250	4.7	22720.0101
M10	17.7	7.0	5.0	20.0	–	250	6.0	22720.0102
M10	21.7	7.0	5.0	20.0	–	250	8.0	22720.0103
M10	26.7	7.0	5.0	20.0	–	250	10.0	22720.0104
M10	31.7	7.0	5.0	20.0	–	250	13.0	22720.0105
M10	36.7	7.0	5.0	20.0	–	250	15.0	22720.0106
M10	41.7	7.0	5.0	20.0	–	250	18.0	22720.0108
M12	18.0	8.5	6.0	30.0	–	250	9.2	22720.0121
M12	22.0	8.5	6.0	30.0	–	250	11.0	22720.0122
M12	27.0	8.5	6.0	30.0	–	250	14.0	22720.0123
M12	32.0	8.5	6.0	30.0	–	250	18.0	22720.0124
M12	42.0	8.5	6.0	30.0	–	250	25.0	22720.0126
M12	52.0	8.5	6.0	30.0	–	250	32.0	22720.0128
M16	23.3	12.0	8.0	60.0	–	250	22.0	22720.0161
M16	28.3	12.0	8.0	60.0	–	250	27.0	22720.0162
M16	38.3	12.0	8.0	60.0	–	250	41.0	22720.0164
M16	53.3	12.0	8.0	60.0	–	250	61.0	22720.0166
M20	34.2	15.0	10.0	90.0	–	250	52.0	22720.0202
M20	44.2	15.0	10.0	90.0	–	250	73.0	22720.0204
M20	54.2	15.0	10.0	90.0	–	250	94.0	22720.0205
M20	64.2	15.0	10.0	90.0	–	250	114.0	22720.0206
M24	39.7	18.0	12.0	120.0	–	250	89.0	22720.0242
M24	54.7	18.0	12.0	120.0	–	250	133.0	22720.0244
M24	84.7	18.0	12.0	120.0	–	250	223.0	22720.0246
round ball, Stainless steel								
M 3	5.0	1.5	1.5	2.5	–	250	0.1	22720.0747
M 3	7.5	1.5	1.5	2.5	–	250	0.2	22720.0748
M 3	10.0	1.5	1.5	2.5	–	250	0.3	22720.0749
M 4	6.0	2.5	2.0	3.5	–	250	0.3	22720.0750
M 4	8.0	2.5	2.0	3.5	–	250	0.4	22720.0752
M 4	10.0	2.5	2.0	3.5	–	250	0.5	22720.0754
M 4	12.0	2.5	2.0	3.5	–	250	0.7	22720.0756
M 4	16.0	2.5	2.0	3.5	–	250	1.0	22720.0758
M 5	8.0	3.0	2.5	4.5	–	250	0.7	22720.0760
M 5	10.0	3.0	2.5	4.5	–	250	0.9	22720.0761
M 5	12.0	3.0	2.5	4.5	–	250	1.1	22720.0762
M 5	16.0	3.0	2.5	4.5	–	250	1.6	22720.0763
M 5	20.0	3.0	2.5	4.5	–	250	2.0	22720.0764
M 5	25.0	3.0	2.5	4.5	–	250	2.6	22720.0765
M 6	10.8	4.0	3.0	9.0	–	250	1.3	22720.0770
M 6	12.8	4.0	3.0	9.0	–	250	1.7	22720.0772
M 6	16.8	4.0	3.0	9.0	–	250	2.3	22720.0774
M 6	20.8	4.0	3.0	9.0	–	250	3.0	22720.0775
M 6	25.8	4.0	3.0	9.0	–	250	3.8	22720.0776
M 8	11.2	5.5	4.0	15.0	–	250	2.5	22720.0780
M 8	13.2	5.5	4.0	15.0	–	250	2.8	22720.0782
M 8	17.2	5.5	4.0	15.0	–	250	4.0	22720.0783
M 8	21.2	5.5	4.0	15.0	–	250	5.2	22720.0784
M 8	26.2	5.5	4.0	15.0	–	250	6.7	22720.0785
M 8	31.2	5.5	4.0	15.0	–	250	8.3	22720.0786
M10	13.7	7.0	5.0	20.0	–	250	4.7	22720.0790
M10	17.7	7.0	5.0	20.0	–	250	6.0	22720.0792
M10	21.7	7.0	5.0	20.0	–	250	8.0	22720.0793
M10	26.7	7.0	5.0	20.0	–	250	10.0	22720.0794
M10	31.7	7.0	5.0	20.0	–	250	13.0	22720.0795
M10	36.7	7.0	5.0	20.0	–	250	15.0	22720.0796
M10	41.7	7.0	5.0	20.0	–	250	18.0	22720.0798
M12	18.0	8.5	6.0	30.0	–	250	9.2	22720.0800

¹⁾ Statements on load capacity are not valid for the stainless steel type (except the type fitted with thermoplastic balls).

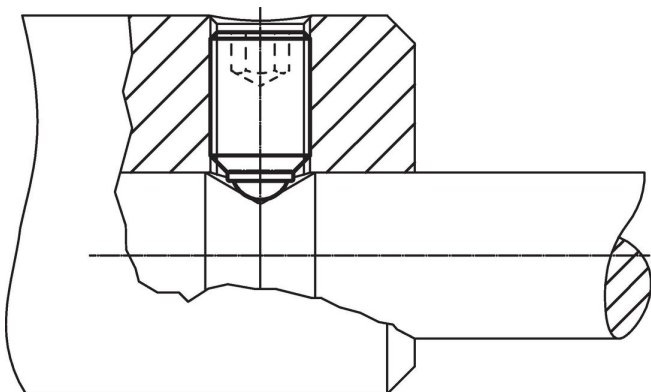
d ₁	Dimensions		WS [mm]	Load capacity for static load ¹⁾ max. [kN]	 min. max. [°C]		 [g]	Art. No.
	l ₁ [mm]	Ball diameter						
M12	22.0	8.5	6.0	30.0	-	250	11.0	22720.0802
M12	27.0	8.5	6.0	30.0	-	250	14.0	22720.0803
M12	32.0	8.5	6.0	30.0	-	250	18.0	22720.0804
M12	42.0	8.5	6.0	30.0	-	250	25.0	22720.0806
M12	52.0	8.5	6.0	30.0	-	250	32.0	22720.0808
M16	23.3	12.0	8.0	60.0	-	250	22.0	22720.0810
M16	28.3	12.0	8.0	60.0	-	250	27.0	22720.0812
M16	38.3	12.0	8.0	60.0	-	250	41.0	22720.0814
M16	53.3	12.0	8.0	60.0	-	250	61.0	22720.0816
round ball from thermoplastic, Stainless steel								
M 4	6.0	2.5	2.0	0.3	-30	80	0.2	22720.0252
M 4	8.0	2.5	2.0	0.3	-30	80	0.4	22720.0253
M 4	10.0	2.5	2.0	0.3	-30	80	0.5	22720.0254
M 4	12.0	2.5	2.0	0.3	-30	80	0.6	22720.0255
M 4	16.0	2.5	2.0	0.3	-30	80	0.9	22720.0256
M 5	8.0	3.0	2.5	0.5	-30	80	0.8	22720.0262
M 5	10.0	3.0	2.5	0.5	-30	80	0.7	22720.0263
M 5	12.0	3.0	2.5	0.5	-30	80	1.0	22720.0264
M 5	16.0	3.0	2.5	0.5	-30	80	1.5	22720.0265
M 5	20.0	3.0	2.5	0.5	-30	80	1.9	22720.0266
M 5	25.0	3.0	2.5	0.5	-30	80	2.5	22720.0267
M 6	10.8	4.0	3.0	0.9	-30	80	1.1	22720.0272
M 6	12.8	4.0	3.0	0.9	-30	80	1.4	22720.0273
M 6	16.8	4.0	3.0	0.9	-30	80	2.1	22720.0274
M 6	20.8	4.0	3.0	0.9	-30	80	2.8	22720.0275
M 6	25.8	4.0	3.0	0.9	-30	80	3.6	22720.0276
M 8	11.2	5.5	4.0	1.5	-30	80	1.9	22720.0281
M 8	13.2	5.5	4.0	1.5	-30	80	2.3	22720.0282
M 8	17.2	5.5	4.0	1.5	-30	80	3.6	22720.0283
M 8	21.2	5.5	4.0	1.5	-30	80	4.6	22720.0284
M 8	26.2	5.5	4.0	1.5	-30	80	6.3	22720.0285
M 8	31.2	5.5	4.0	1.5	-30	80	7.7	22720.0286
M10	13.7	7.0	5.0	2.0	-30	80	3.5	22720.0291
M10	17.7	7.0	5.0	2.0	-30	80	4.9	22720.0292
M10	21.7	7.0	5.0	2.0	-30	80	6.8	22720.0293
M10	26.7	7.0	5.0	2.0	-30	80	9.2	22720.0294
M10	31.7	7.0	5.0	2.0	-30	80	12.0	22720.0295
M10	36.7	7.0	5.0	2.0	-30	80	14.0	22720.0296
M10	41.7	7.0	5.0	2.0	-30	80	16.0	22720.0297
M12	18.0	8.5	6.0	3.0	-30	80	7.1	22720.0301
M12	22.0	8.5	6.0	3.0	-30	80	8.8	22720.0302
M12	27.0	8.5	6.0	3.0	-30	80	12.0	22720.0303
M12	32.0	8.5	6.0	3.0	-30	80	16.0	22720.0304
M12	42.0	8.5	6.0	3.0	-30	80	23.0	22720.0306
M12	52.0	8.5	6.0	3.0	-30	80	30.0	22720.0308
round ball from thermoplastic, Heat-treated steel								
M 4	6.0	2.5	2.0	0.3	-30	80	0.2	22720.0342
M 4	8.0	2.5	2.0	0.3	-30	80	0.4	22720.0343
M 4	10.0	2.5	2.0	0.3	-30	80	0.5	22720.0344
M 4	12.0	2.5	2.0	0.3	-30	80	0.6	22720.0345
M 4	16.0	2.5	2.0	0.3	-30	80	0.9	22720.0346
M 5	8.0	3.0	2.5	0.5	-30	80	0.8	22720.0352
M 5	10.0	3.0	2.5	0.5	-30	80	0.7	22720.0353
M 5	12.0	3.0	2.5	0.5	-30	80	1.0	22720.0354
M 5	16.0	3.0	2.5	0.5	-30	80	1.5	22720.0355
M 5	20.0	3.0	2.5	0.5	-30	80	1.9	22720.0356
M 5	25.0	3.0	2.5	0.5	-30	80	2.5	22720.0358
M 6	10.8	4.0	3.0	0.9	-30	80	1.1	22720.0362
M 6	12.8	4.0	3.0	0.9	-30	80	1.4	22720.0363
M 6	16.8	4.0	3.0	0.9	-30	80	2.1	22720.0364

¹⁾ Statements on load capacity are not valid for the stainless steel type (except the type fitted with thermoplastic balls).

d ₁	Dimensions		WS [mm]	Load capacity for static load ¹⁾ max. [kN]	 min. max. [°C]		 [g]	Art. No.
	l ₁ [mm]	Ball diameter						
M 6	20.8	4.0	3.0	0.9	-30	80	2.8	22720.0365
M 6	25.8	4.0	3.0	0.9	-30	80	3.6	22720.0366
M 8	11.2	5.5	4.0	1.5	-30	80	1.9	22720.0381
M 8	13.2	5.5	4.0	1.5	-30	80	2.3	22720.0382
M 8	17.2	5.5	4.0	1.5	-30	80	3.6	22720.0383
M 8	21.2	5.5	4.0	1.5	-30	80	4.6	22720.0384
M 8	26.2	5.5	4.0	1.5	-30	80	6.3	22720.0385
M 8	31.2	5.5	4.0	1.5	-30	80	7.7	22720.0386
M10	13.7	7.0	5.0	2.0	-30	80	3.5	22720.0401
M10	17.7	7.0	5.0	2.0	-30	80	4.9	22720.0402
M10	21.7	7.0	5.0	2.0	-30	80	6.8	22720.0403
M10	26.7	7.0	5.0	2.0	-30	80	9.2	22720.0404
M10	31.7	7.0	5.0	2.0	-30	80	12.0	22720.0405
M10	36.7	7.0	5.0	2.0	-30	80	14.0	22720.0406
M10	41.7	7.0	5.0	2.0	-30	80	16.0	22720.0408
M12	18.0	8.5	6.0	3.0	-30	80	7.1	22720.0421
M12	22.0	8.5	6.0	3.0	-30	80	8.8	22720.0422
M12	27.0	8.5	6.0	3.0	-30	80	12.0	22720.0423
M12	32.0	8.5	6.0	3.0	-30	80	16.0	22720.0424
M12	42.0	8.5	6.0	3.0	-30	80	23.0	22720.0426
M12	52.0	8.5	6.0	3.0	-30	80	30.0	22720.0428

¹⁾ Statements on load capacity are not valid for the stainless steel type (except the type fitted with thermoplastic balls).

Application example



Compliance

For detailed compliance information please select the desired article number.