

## Index Plungers · with hexagon collar, short EH 22120.



### Product Description

Index plungers are used for indexing bores.  
The small dimensions are a feature of these index plungers.

### Material

#### Body

- Free cutting steel, blackened
- Stainless steel 1.4305

#### Locking pin

- Steel, hardened
- Stainless steel 1.4305, nickel-plated

#### Knob

- Thermoplastic PA 6, black, dull

### Assembly

The screw length can be adapted by distance collars for index plungers (EH 22120.).

### Operation

When using locking index plungers, the knob is pulled-out, turned 90° and secured by a notched catch (when locking pin should not overhang).

### More information

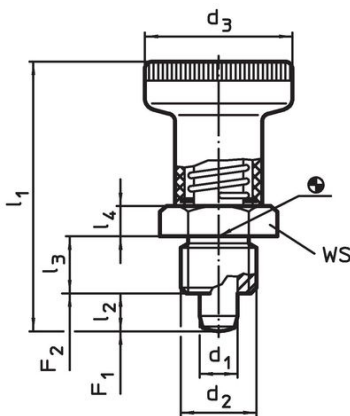
### Notes

Knob not removable.  
Lock nuts have to be purchased separately.

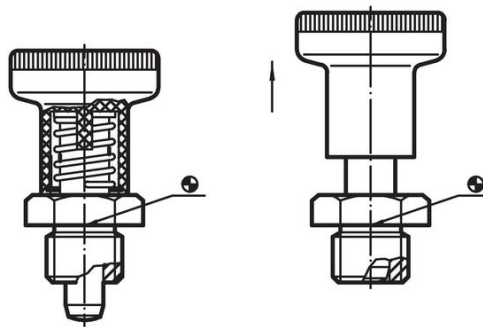
### Further products

- Locating Bushings, for index bolts and index plungers
- Distance Collars, for index plungers

### Drawing



picture 1





picture 2 with locking

### Order information

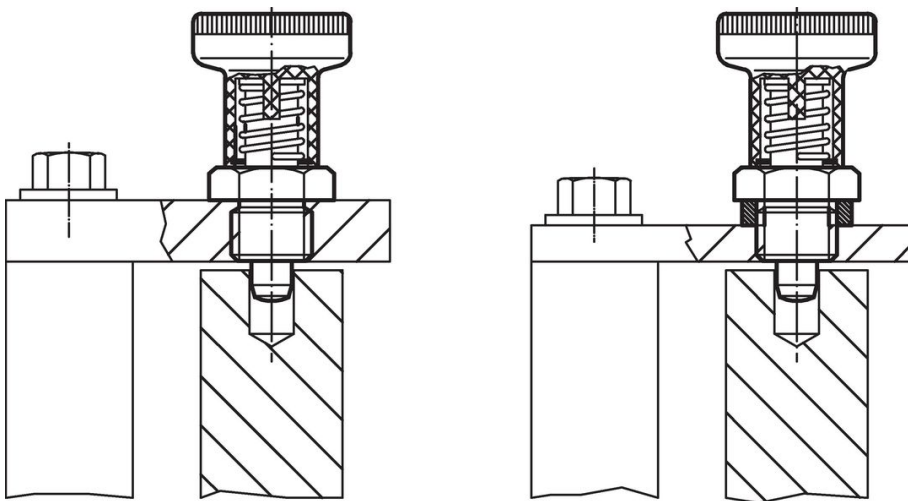
d <sub>1</sub> -0.02 -0.05	Dimensions						WS [mm]	Spring load <sup>1)</sup>		Temperature		Weight [g]	Art. No.		
	d <sub>2</sub>	d <sub>3</sub>	l <sub>1</sub> ~	l <sub>2</sub> min.	l <sub>3</sub> -0.15	l <sub>4</sub>		F <sub>1</sub> ~	F <sub>2</sub> ~	min.	max.				
[mm]													[N]	[°C]	[g]
<b>without locking – picture 1, Free cutting steel</b>															
6	M12 x 1,5	25	45	6	10	5	17	7	19	-30	80	35	22120.0226		
8	M16 x 1,5	31	54	8	12	6	19	14	24	-30	80	62	22120.0228		
<b>with locking – picture 2, Free cutting steel</b>															
6	M12 x 1,5	25	45	6	10	5	17	7	19	-30	80	35	22120.0236		
8	M16 x 1,5	31	54	8	12	6	19	14	24	-30	80	60	22120.0238		
<b>without locking – picture 1, Stainless steel</b>															
6	M12 x 1,5	25	45	6	10	5	17	7	19	-30	80	35	22120.0246		
8	M16 x 1,5	31	54	8	12	6	19	14	24	-30	80	62	22120.0248		
<b>with locking – picture 2, Stainless steel</b>															
6	M12 x 1,5	25	45	6	10	5	17	7	19	-30	80	35	22120.0256		
8	M16 x 1,5	31	54	8	12	6	19	14	24	-30	80	60	22120.0258		

<sup>1)</sup> statistical average value

### Accessories

Image	Dimensions	Wrench size	Weight [g]	Art. No.
	d <sub>2</sub> [mm]	[mm]		
<b>Lock nuts ISO 8675 (DIN 439), Steel</b>				
	M12 x 1,5	18	7.5	22120.0116
	M16 x 1,5	24	15.0	22120.0118
<b>Lock nuts ISO 8675 (DIN 439), Stainless steel</b>				
	M12 x 1,5	18	7.5	22120.0516
	M16 x 1,5	24	15.0	22120.0518

### Application example



### Compliance

For detailed compliance information please select the desired article number.