

Index Plungers · simple finish

22120.0723



Product Description

Application is limited to cases not requiring a precise positioning.
Simple finish with very small dimensions.

Material

Body

- Steel, zinc-plated by galvanization

Locking pin

- Stainless steel 1.4305

Pull-ring

- Stainless steel 1.4310

Operation

When using locking index plungers, the knob is pulled-out, turned 90° and secured by a notched catch (when locking pin should not overhang).

More information

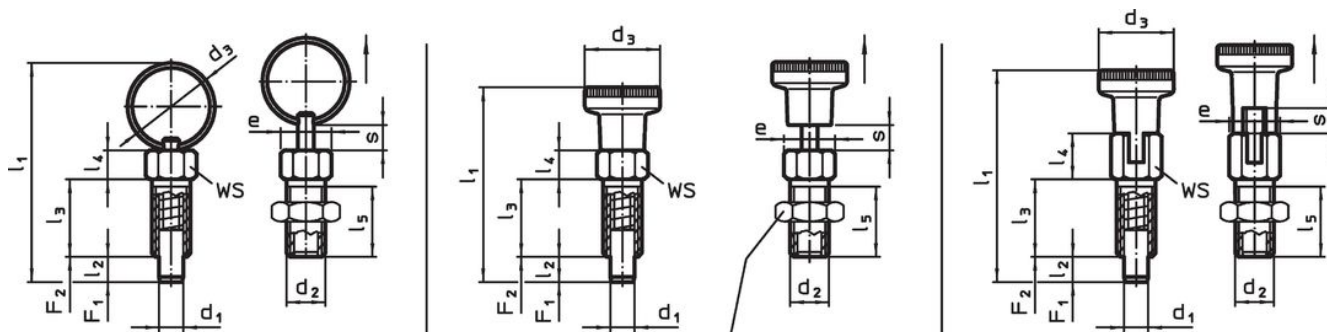
Notes

Lock nuts have to be purchased separately.

Further products

- Locating Bushings, for index bolts and index plungers

Drawing



lock nut
22120.0704 - .0708 (Steel)
22120.0714 - .0718 (Stainless steel)

picture 1

picture 2



picture 3

Order information

Dimensions										WS	Tightening torque max.	Spring load ¹⁾		max.		Art. No.	
d ₁	d ₂	d ₃	e	l ₁	l ₂ min.	l ₃	l ₄	l ₅	s min.	[mm]	[Nm]	F ₁ ~	F ₂ ~	[°C]	[g]		
-0.05																	
with pull-ring, without locking – picture 1, Steel																	
3	M6	14	6.9	34	3.5	12	4.5	10	3.5	6	2	3	12	250	3.2		22120.0723

¹⁾ statistical average value

Accessories

	Dimensions d_2 [mm]	Wrench size [mm]	 [g]	Art. No.
Steel				
	M 6	10	1.3	22120.0704

Application example



Compliance

RoHS compliant

Contains lead - compliant according to exceptions 6a / 6b / 6c.

Contains SVHC substances >0,1% w/w

Contains lead - SVHC list [REACH] as of 23.01.2024.

Contains Proposition 65 substances



Lead can cause cancer and reproductive harm from exposure
<https://www.P65Warnings.ca.gov/>

Free from Conflict Minerals

This product does not contain any substances designated as "conflict minerals" such as tantalum, tin, gold or tungsten from the Democratic Republic of Congo or adjacent countries.